

A person's torso is covered in extensive, detailed tattoos. The most prominent is a large, colorful rooster with a red comb and wattle, yellow and black feathers, and a red tongue. Below the rooster, there is a tattoo of a woman's face with blonde hair. The lower part of the torso features a complex black and white geometric pattern of swirling lines. The background is a warm, orange-brown color.

BODY PROJECT

Amayra

The Body Project **is the ultimate expression of body art.**

Its purpose is to create a custom-made suit that adapts to the body's lines to enhance its natural shapes.



BODY PROJECT · BY AMAYRA



BODY PROJECT


More than a tattoo, **it's an artistic study of who you are, what represents you, and how to convey it on your skin.**

To achieve the desired result, we conduct a study that includes:

BODY · MIND · SOUL



BODY PROJECT · BY AMAYRA



BODY

You choose the type of suit you want to wear.

While clothing allows for mixing and matching, tattoos require careful planning to ensure each piece coordinates well in the future. **It's important to visualise how you want to look once the body project is complete.**

Without proper planning, older tattoos may not complement new ones, which might necessitate covering them up or even having them removed with laser treatment.



There are two ways to build your Body Project according to its composition:

INFINITAT

They're infinite designs that wrap around a part of the body and are interconnected, conceived with a sense of continuity and integrating figure and background from the outset.

These are usually large tattoos, like a full sleeve. This type of composition adapts to the body's shapes and enhances its movements, making it ideal for creating a Body Project.

PATCHWORK

This style consists of independent tattoos placed on different areas of the body, without needing to be connected, but leaving a margin so they don't touch.

It's not possible to turn a patchwork into an Infnitat by adding a background later, but a body project can include both patchwork and Infnitat areas as long as they don't mix.



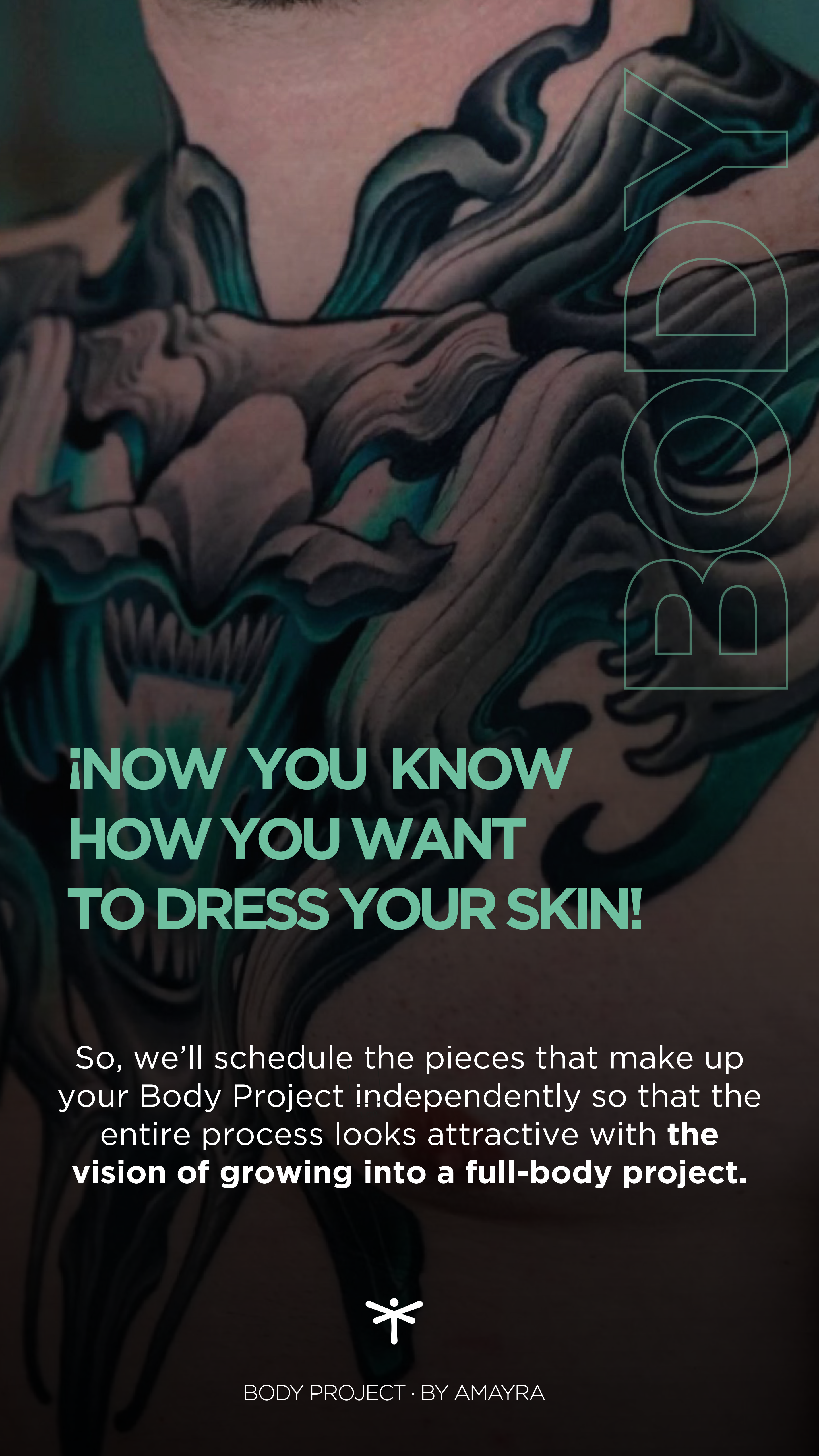
TYPES OF CUTS



The next step is to choose the cuts that will compose our custom-made suit and plan in which order they will be done.

We can see examples of different styles of cuts, **but the combinations are infinite.**





¡NOW YOU KNOW HOW YOU WANT TO DRESS YOUR SKIN!

So, we'll schedule the pieces that make up your Body Project independently so that the entire process looks attractive with **the vision of growing into a full-body project.**



MIND



You will choose an element that will dominate your tattoo:
fire, water, air, or earth.

By analysing the colours you usually wear and according to the zodiac signs, we can determine which element has the strongest influence on you.

Each one has certain attributes that can be represented and are linked to personality.

This will be fundamental in choosing the colours for your Body Project.



FIRE

ELEMENT
ENERGY & PASSION



RED · ORANGE · YELLOW

They seek constant action and challenges.
They tend to be leaders and enjoy taking the initiative.

They seek to inspire others with their enthusiasm.
They may act impulsively due to their **fiery nature**.



BODY PROJECT · BY AMAYRA

WATER

ELEMENT
INTUITION & EMPATHY



BLUE · TURQUOISE · GREEN

They seek deep and meaningful relationships.
They're highly sensitive and receptive to emotions.

They have a deep connection with their **emotional world**.
They show empathy towards others and are compassionate.



BODY PROJECT · BY AMAYRA



EARTH

PERSISTENCE & CONNECTION
ELEMENT



COMPLEMENTARY COLOURS

They're **practical and realistic** in their approaches.
They value hard work and consistency.

They have great persistence and resilience to achieve their goals.
They're connected to the material reality and enjoy tangible things.



AIR

ELEMENT
ADAPTABILITY & RATIONALITY



BLACK & WHITE

They've an analytical **mind and seek logic**.
They value communication and verbal expression.

They're adaptable and can see situations from different perspectives.
They're usually sociable, **seeking variety and novelty**.



SOUL

WE WILL CHOOSE OUR TOTEMS

It could be a mythological being, a god or goddess, or the animal we carry within.

Throughout our lives, one or more spirit animals may accompany us, **offering meaningful messages and lessons if we listen and interpret them.**

Their role is to guide you and draw your attention to something that needs to be recognised, addressed, or a skill you could further develop.



CHOOSING
YOUR CUT,
ELEMENT,
AND SPIRIT,
WE'LL BRING
TO LIFE
WHAT YOU
CARRY
INSIDE...

BUT IT'S **MORE** THAN THAT.



BODY PROJECT · BY AMAYRA



BODY PROJECT+

The basis of the body project is the tattoo, and you can complement it with **jewellery, clothing, and the mask of your 3D totem**, which I'll give you on the day of the Body Project review, along with photos of the tattoo.



BODY PROJECT · BY AMAYRA

DO YOU LIKE THE IDEA?

Remember that like any creative project, it's really important that **we work closely together and stay committed.**

This project is all about bringing you harmony and is designed with a fluid future in mind, so there're a few things to keep in mind as we move forward.



RULES OF THE GAME

IF YOU ALREADY HAVE TATTOOS:

It's very important that the technical quality and artistic style you have is consistent with the body project, so it can be adapted to the rest of the pieces and does not break the harmony of the piece.

If it cannot be adapted, the old tattoo must be of a **minimum size** to be able to cover it without any issues.

GENERAL INFORMATION

My specialty is Neoriental, characterised by **large, enveloping tattoos with much movement and strong contrasts**.

They can be in colour or grey, and the themes are related to nature and mythology.

After studying your project, I'll estimate the number of sessions required to complete it, and all of them will be scheduled as closely together as possible.

You'll see the final design on **the day of the session**, but I'll send you the sketch for your approval.

The sessions are full-day, and I'll be dedicated to you without interruptions.

It's common for me to tattoo between 5 and 7 hours. We'll also schedule the appointments to finish the cuts as close together as possible so that we can see how the body project is built without issues.

At least 2 weeks must pass between sessions, and it is also possible to have sessions for 2 or 3 consecutive days.

Two weeks before, you should exfoliate the skin of the area to be tattooed and moisturise daily until the day of the appointment.



RESERVATIONS & SESSIONS

To reserve an appointment, it's necessary to leave a deposit that we will agree upon before the tattoo.

On the day of the healed tattoo review (approximately from the last session), a photo session will be held.

If you miss an appointment without notifying us at least 24 hours in advance, you will lose the deposit.

Here I'll explain the approximate number of sessions needed, whether the tattoo is done by one artist or in collaboration with two artists:



HALF SLEEVE

1 ARTIST · 2-3 SESSIONS EA



FULL SLEEVE

1 ARTIST · 5-7 SESSIONS EA




SESSIONS



NECK

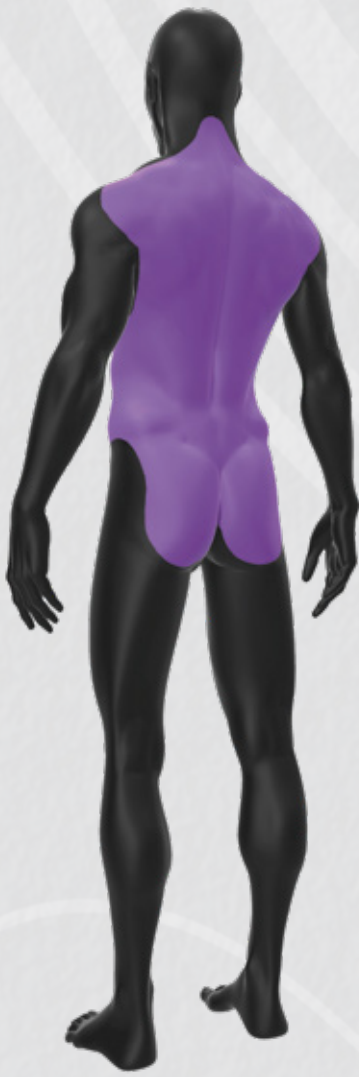
1 ARTIST · 2-3 SESSIONS



BACK WITHOUT GLUTES

1 ARTIST · 4-6 SESSIONS

2 ARTISTS · 2-3 SESSIONS



FRONT

1 ARTIST · 3-5 SESSIONS

2 ARTISTS · 2-3 SESSIONS

FULL BACK

1 ARTIST · 6-8 SESSIONS

2 ARTISTS · 3-4 SESSIONS




CHEST

1 ARTIST · 3-4 SESSIONS

LEGS

1 ARTIST · 6-8 SESSIONS EA

2 ARTISTS · 3-4 SESSIONS EA



ART & TATTOO

Amayra

@amayratattoo

www.amayra.art



BODY PROJECT · BY AMAYRA